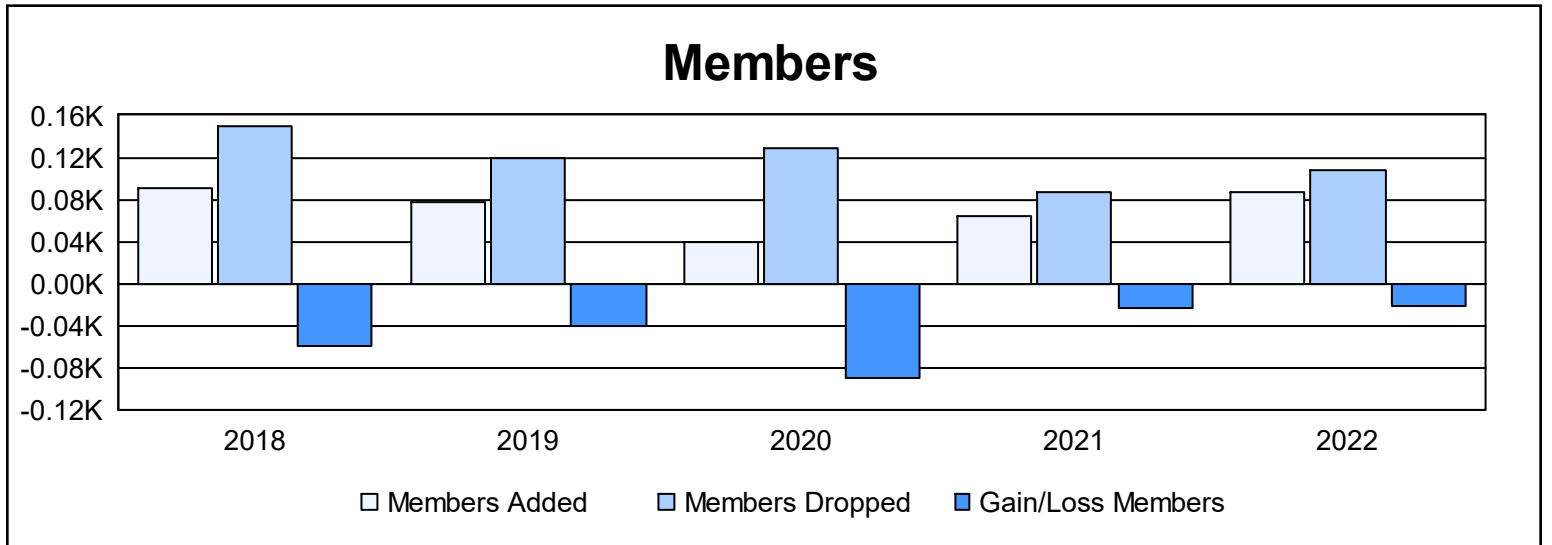
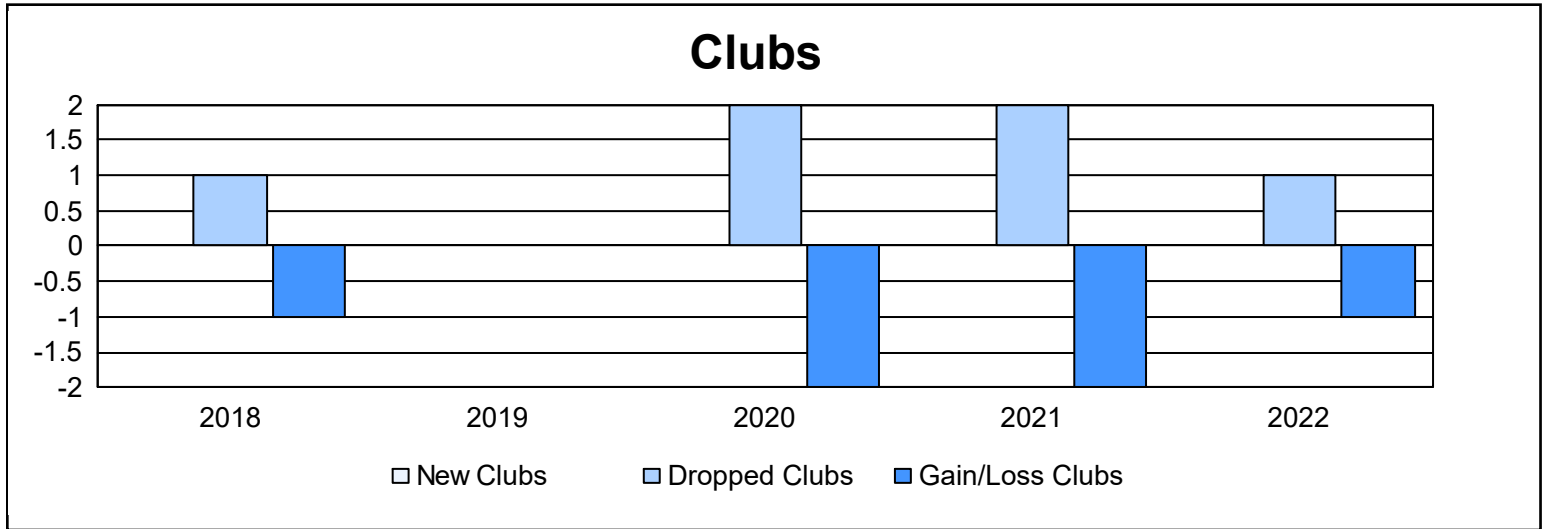
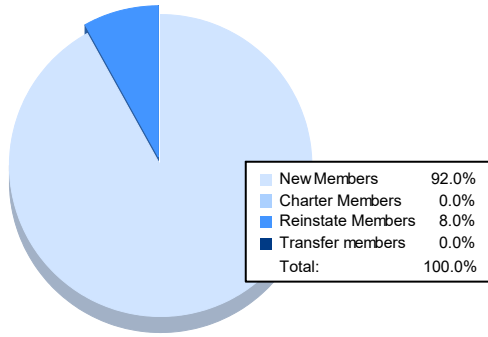


Year	New Clubs	Dropped Clubs	Gain/ Loss Clubs	New Members	Charter Members	Reinstate Members	Transfer Members	Total Member Added	Total Members Dropped	Gain/ Loss Members
2017-2018	0	1	-1	83	0	4	3	90	150	-60
2018-2019	0	0	0	69	1	2	6	78	119	-41
2019-2020	0	2	-2	34	1	3	1	39	129	-90
2020-2021	0	2	-2	48	0	10	6	64	87	-23
2021-2022	0	1	-1	80	0	7	0	87	108	-21
<b>Average</b>	<b>0</b>	<b>1</b>	<b>-1</b>	<b>63</b>	<b>0</b>	<b>5</b>	<b>3</b>	<b>72</b>	<b>119</b>	<b>-47</b>



### Membership Composition June 2022 Cumulative



### Gender Composition June 2022 Cumulative

